

STATEMENT OF APPROPRIATIONS, ALLOTMENTS, OBLIGATIONS, DISBURSEMENTS AND BALANCES
As at the Quarter Ending June 30, 2024

Department : Department of Environment and Natural Resources (DENR)
 Agency/Entity : Mines and Geosciences Bureau
 Operating Unit : Regional Office - VII
 Organization Code (UACS) : 10 003 030007
 Fund Cluster : 01 - Regular Agency Fund
 (e.g. UACS Fund Cluster: 01-Regular Agency Fund, 02-Foreign Assisted Projects Fund, 03-Special Account-Locally Funded/Domestic Grants Fund, and 04-Special Account-Foreign Assisted/Foreign Grants Fund)

X Current Year Appropriations
 Supplemental Appropriations
 Continuing Appropriations

Particulars	UACS CODE	Appropriations			Allotments			Current Year Obligations							Current Year Disbursements				Balances					
		Authorized Appropriations	Adjustments (Transfer To/From, Modifications/Augmentations)	Adjusted Appropriations	Allotments Received	Adjustments (Reductions/Modifications/Augmentations)	Transfer To	Transfer From	Adjusted Allotments	1st Quarter Ending March 31	2nd Quarter Ending June 30	3rd Quarter Ending September 30	4th Quarter Ending December 31	Total	1st Quarter Ending March 31	2nd Quarter Ending June 30	3rd Quarter Ending September 30	4th Quarter Ending December 31	Total	Unreleased Appropriations	Unobligated Allotments	Unpaid Obligations (15-20)+(23+24)	Due and Demandable	Not Yet Due and Demandable
1	2	3	4	5(3+4)	6	7	8	9	10(8+10+11+12)	11	12	13	14	15(11+12+13+14)	16	17	18	19	20(16+17+18+19)	21	22	23	24	
I. Agency Specific Budget		74,653,899.00	2,872,213.15	77,526,112.15	74,653,900.00	0.00	0.00	2,872,213.15	77,526,112.15	29,725,603.50	16,339,362.92	0.00	0.00	48,654,966.42	11,472,958.77	22,538,235.43	0.00	0.00	34,411,194.20	0.00	30,880,348.73	343,772.22	11,319,000.00	
General Administration and Support	10330000003000	29,075,000.00	1,562,213.15	30,637,213.15	29,075,000.00	0.00	0.00	1,562,213.15	30,637,213.15	20,920,351.35	4,535,494.55	0.00	0.00	25,440,315.90	2,915,470.67	11,231,983.43	0.00	0.00	14,048,458.10	0.00	5,193,597.25	81,358.50	11,319,000.00	
General Management and Supervision	10000010001000	29,075,000.00	1,562,213.15	30,637,213.15	29,075,000.00	0.00	0.00	1,562,213.15	30,637,213.15	20,920,351.35	4,535,494.55	0.00	0.00	25,440,315.90	2,915,470.67	11,231,983.43	0.00	0.00	14,048,458.10	0.00	5,193,597.25	81,358.50	11,319,000.00	
PS		8,487,000.00	1,562,213.15	10,049,213.15	8,487,000.00	0.00	0.00	1,562,213.15	10,049,213.15	2,046,807.00	4,138,086.73	0.00	0.00	6,185,731.73	1,982,684.32	4,141,010.51	0.00	0.00	8,103,874.93	0.00	1,984,451.42	81,358.50	0.00	
MOOE		2,588,000.00	0.00	2,588,000.00	2,588,000.00	0.00	0.00	0.00	2,588,000.00	857,914.35	397,569.82	0.00	0.00	1,254,584.17	853,608.35	400,977.82	0.00	0.00	1,254,584.17	0.00	1,433,415.83	0.00	0.00	
CO		18,000,000.00	0.00	18,000,000.00	18,000,000.00	0.00	0.00	0.00	18,000,000.00	18,000,000.00	0.00	0.00	0.00	18,000,000.00	0.00	6,980,000.00	0.00	0.00	6,980,000.00	0.00	0.00	0.00	11,319,000.00	
Sub-Total: General Administration and Support		29,075,000.00	1,562,213.15	30,637,213.15	29,075,000.00	0.00	0.00	1,562,213.15	30,637,213.15	20,920,351.35	4,535,494.55	0.00	0.00	25,440,315.90	2,915,470.67	11,231,983.43	0.00	0.00	14,048,458.10	0.00	5,193,597.25	81,358.50	11,319,000.00	
PS		8,487,000.00	1,562,213.15	10,049,213.15	8,487,000.00	0.00	0.00	1,562,213.15	10,049,213.15	2,046,807.00	4,138,086.73	0.00	0.00	6,185,731.73	1,982,684.32	4,141,010.51	0.00	0.00	8,103,874.93	0.00	1,984,451.42	81,358.50	0.00	
MOOE		2,588,000.00	0.00	2,588,000.00	2,588,000.00	0.00	0.00	0.00	2,588,000.00	857,914.35	397,569.82	0.00	0.00	1,254,584.17	853,608.35	400,977.82	0.00	0.00	1,254,584.17	0.00	1,433,415.83	0.00	0.00	
F-Ex (if Applicable)		0.00	0.00	0.00	0.00	0.00	0.00	0.00	0.00	0.00	0.00	0.00	0.00	0.00	0.00	0.00	0.00	0.00	0.00	0.00	0.00	0.00	0.00	0.00
CO		18,000,000.00	0.00	18,000,000.00	18,000,000.00	0.00	0.00	0.00	18,000,000.00	18,000,000.00	0.00	0.00	0.00	18,000,000.00	0.00	6,980,000.00	0.00	0.00	6,980,000.00	0.00	0.00	0.00	0.00	11,319,000.00
Support to Operations	20000000000000	3,209,000.00	510,000.00	3,719,000.00	3,209,000.00	0.00	0.00	510,000.00	3,719,000.00	292,119.08	463,944.74	0.00	0.00	756,063.82	290,500.74	448,811.55	0.00	0.00	739,312.29	0.00	2,962,936.18	16,751.53	0.00	
Planning and Policy Formulation	20000010001000	3,209,000.00	510,000.00	3,719,000.00	3,209,000.00	0.00	0.00	510,000.00	3,719,000.00	292,119.08	463,944.74	0.00	0.00	756,063.82	290,500.74	448,811.55	0.00	0.00	739,312.29	0.00	2,962,936.18	16,751.53	0.00	
MOOE		3,209,000.00	0.00	3,209,000.00	3,209,000.00	0.00	0.00	0.00	3,209,000.00	292,119.08	463,944.74	0.00	0.00	756,063.82	290,500.74	448,811.55	0.00	0.00	739,312.29	0.00	2,452,936.18	16,751.53	0.00	
CO		0.00	510,000.00	510,000.00	0.00	0.00	0.00	510,000.00	510,000.00	0.00	0.00	0.00	0.00	0.00	0.00	0.00	0.00	0.00	0.00	0.00	510,000.00	0.00	0.00	
Sub-Total: Support to Operations		3,209,000.00	510,000.00	3,719,000.00	3,209,000.00	0.00	0.00	510,000.00	3,719,000.00	292,119.08	463,944.74	0.00	0.00	756,063.82	290,500.74	448,811.55	0.00	0.00	739,312.29	0.00	2,962,936.18	16,751.53	0.00	
PS		0.00	0.00	0.00	0.00	0.00	0.00	0.00	0.00	0.00	0.00	0.00	0.00	0.00	0.00	0.00	0.00	0.00	0.00	0.00	0.00	0.00	0.00	
MOOE		3,209,000.00	0.00	3,209,000.00	3,209,000.00	0.00	0.00	0.00	3,209,000.00	292,119.08	463,944.74	0.00	0.00	756,063.82	290,500.74	448,811.55	0.00	0.00	739,312.29	0.00	2,452,936.18	16,751.53	0.00	
F-Ex (if Applicable)		0.00	0.00	0.00	0.00	0.00	0.00	0.00	0.00	0.00	0.00	0.00	0.00	0.00	0.00	0.00	0.00	0.00	0.00	0.00	0.00	0.00	0.00	
CO		0.00	510,000.00	510,000.00	0.00	0.00	0.00	510,000.00	510,000.00	0.00	0.00	0.00	0.00	0.00	0.00	0.00	0.00	0.00	0.00	0.00	510,000.00	0.00	0.00	
Operations	30000000000000	42,389,000.00	0.00	42,389,000.00	42,389,000.00	0.00	0.00	0.00	42,389,000.00	8,529,633.07	11,338,953.63	0.00	0.00	19,868,586.70	3,365,987.36	11,257,416.45	0.00	0.00	19,820,422.61	0.00	22,500,413.30	245,163.89	0.00	
OO - Mineral Resources Sustainability Managed		21,348,000.00	0.00	21,348,000.00	21,348,000.00	0.00	0.00	0.00	21,348,000.00	4,499,375.19	5,890,890.38	0.00	0.00	10,380,268.17	4,494,375.58	5,949,207.17	0.00	0.00	10,243,482.75	0.00	13,957,739.83	146,796.42	0.00	
MINERAL RESOURCES ENFORCEMENT AND REGULATORY PROGRAM		18,483,000.00	0.00	18,483,000.00	18,483,000.00	0.00	0.00	0.00	18,483,000.00	4,142,895.75	5,892,725.57	0.00	0.00	9,515,421.32	4,037,596.14	5,894,493.47	0.00	0.00	9,432,059.81	0.00	9,947,579.66	133,861.71	0.00	
Mineral Regulation Services	31010010001000	18,483,000.00	0.00	18,483,000.00	18,483,000.00	0.00	0.00	0.00	18,483,000.00	4,142,895.75	5,892,725.57	0.00	0.00	9,515,421.32	4,037,596.14	5,894,493.47	0.00	0.00	9,432,059.81	0.00	9,947,579.66	133,861.71	0.00	
PS		13,733,000.00	0.00	13,733,000.00	13,733,000.00	0.00	0.00	0.00	13,733,000.00	3,075,888.27	4,303,399.29	0.00	0.00	7,770,297.38	3,097,796.46	4,470,272.45	0.00	0.00	7,760,041.11	0.00	8,032,732.64	2,226.25	0.00	
MOOE		4,750,000.00	0.00	4,750,000.00	4,750,000.00	0.00	0.00	0.00	4,750,000.00	755,927.46	999,303.48	0.00	0.00	1,755,150.96	799,927.46	924,191.02	0.00	0.00	1,964,018.50	0.00	3,314,846.34	101,106.46	0.00	
MINERAL RESOURCES AND GEOSCIENCES DEVELOPMENT PROGRAM		2,865,000.00	0.00	2,865,000.00	2,865,000.00	0.00	0.00	0.00	2,865,000.00	356,879.44	498,133.41	0.00	0.00	854,947.86	356,879.44	454,713.73	0.00	0.00	811,423.16	0.00	2,010,152.16	43,424.71	0.00	
Mineral Resources Development	31020010001000	2,865,000.00	0.00	2,865,000.00	2,865,000.00	0.00	0.00	0.00	2,865,000.00	356,879.44	498,133.41	0.00	0.00	854,947.86	356,879.44	454,713.73	0.00	0.00	811,423.16	0.00	2,010,152.16	43,424.71	0.00	

This report was generated using the Unified Reporting System on July 5, 2024 8:38 PM. Status: APPROVED

Department : Department of Environment and Natural Resources (DENR)
 Agency/Entity : Mines and Geosciences Bureau
 Operating Unit : Regional Office - VII
 Organization Code (UAACS) : 10 003 0300007
 Fund Cluster : 01 - Regular Agency Fund
 (e.g. UAACS Fund Cluster: 01-Regular Agency Fund, 02-Foreign Assisted Projects Fund, 03-Special Account-Locally Funded/Domestic Grants Fund, and 04-Special Account-Foreign Assisted/Foreign Grants Fund)

X Current Year Appropriations
 Supplemental Appropriations
 Continuing Appropriations


Particulars	UAACS CODE	Appropriations					Allotments		Current Year Obligations							Current Year Disbursements				Balances			
		Authorized Appropriations	Adjustments (Transfer To/From, Modifications, Augmentations)	Adjusted Appropriations	Allotments Received	Adjustments (Reductions, Modifications, Augmentations)	Transfer To	Transfer From	Adjusted Allotments	1st Quarter Ending March 31	2nd Quarter Ending June 30	3rd Quarter Ending September 30	4th Quarter Ending December 31	Total	1st Quarter Ending March 31	2nd Quarter Ending June 30	3rd Quarter Ending September 30	4th Quarter Ending December 31	Total	Unreleased Appropriations	Unobligated Allotments	Unpaid Obligations (15-20)+(23+24)	Not Yet Due and Demandable
1	2	3	4	5=(3-4)	6	7	8	9	10=(8)+(7)-(4)-(6)	11	12	13	14	15=(11)+(12)+(13)+(14)	16	17	18	19	20=(15)+(17)+(18)+(19)	21	22	23	24
MOOE		2,865,000.00	0.00	2,865,000.00	2,865,000.00	0.00	0.00	0.00	2,865,000.00	558,879.44	498,163.41	0.00	0.00	1,057,042.85	268,079.44	454,743.70	0.00	0.00	722,823.14	0.00	11,542,882.47	98,377.47	0.00
OO - Adaptive Capacities of Human Communities		21,021,000.00	0.00	21,021,000.00	21,021,000.00	0.00	0.00	0.00	21,021,000.00	4,330,257.88	5,448,059.85	0.00	0.00	9,778,317.73	3,071,711.78	5,438,228.28	0.00	0.00	8,510,000.00	0.00	11,542,882.47	98,377.47	0.00
010-Natural Systems Improvement		21,021,000.00	0.00	21,021,000.00	21,021,000.00	0.00	0.00	0.00	21,021,000.00	4,330,257.88	5,448,059.85	0.00	0.00	9,778,317.73	3,071,711.78	5,438,228.28	0.00	0.00	8,510,000.00	0.00	11,542,882.47	98,377.47	0.00
Geological Assessment for Risk Reduction and Resiliency	32/000100031000	21,021,000.00	0.00	21,021,000.00	21,021,000.00	0.00	0.00	0.00	21,021,000.00	4,330,257.88	5,448,059.85	0.00	0.00	9,778,317.73	3,071,711.78	5,438,228.28	0.00	0.00	8,510,000.00	0.00	11,542,882.47	98,377.47	0.00
PS		9,581,000.00	0.00	9,581,000.00	9,581,000.00	0.00	0.00	0.00	9,581,000.00	2,113,227.27	2,899,017.49	0.00	0.00	5,012,244.76	2,966,321.17	2,752,479.59	0.00	0.00	5,718,800.76	0.00	11,542,882.47	98,377.47	0.00
MOOE		11,440,000.00	0.00	11,440,000.00	11,440,000.00	0.00	0.00	0.00	11,440,000.00	1,800,330.81	2,748,242.16	0.00	0.00	4,548,572.97	1,914,390.81	2,855,894.69	0.00	0.00	4,770,285.50	0.00	11,542,882.47	98,377.47	0.00
Sub-Total: Operations		42,389,000.00	0.00	42,389,000.00	42,389,000.00	0.00	0.00	0.00	42,389,000.00	8,529,030.07	11,338,063.60	0.00	0.00	19,867,093.67	8,306,097.46	11,257,435.15	0.00	0.00	19,563,532.61	0.00	22,500,413.30	245,103.89	0.00
PR		23,294,000.00	0.00	23,294,000.00	23,294,000.00	0.00	0.00	0.00	23,294,000.00	5,487,096.54	7,062,416.58	0.00	0.00	12,549,513.12	5,364,539.83	7,222,896.04	0.00	0.00	12,577,395.87	0.00	10,740,407.98	2,238.25	0.00
MOOE		19,305,000.00	0.00	19,305,000.00	19,305,000.00	0.00	0.00	0.00	19,305,000.00	3,342,527.53	4,248,537.05	0.00	0.00	7,591,064.58	3,011,597.53	4,034,739.41	0.00	0.00	7,046,336.94	0.00	11,790,825.42	242,937.64	0.00
FinEx (if Applicable)		0.00	0.00	0.00	0.00	0.00	0.00	0.00	0.00	0.00	0.00	0.00	0.00	0.00	0.00	0.00	0.00	0.00	0.00	0.00	0.00	0.00	0.00
OO		0.00	0.00	0.00	0.00	0.00	0.00	0.00	0.00	0.00	0.00	0.00	0.00	0.00	0.00	0.00	0.00	0.00	0.00	0.00	0.00	0.00	0.00
Sub-Total: I. Agency Specific Budget		74,653,000.00	2,072,213.15	76,725,213.15	74,653,000.00	0.00	0.00	2,072,213.15	76,725,213.15	29,725,903.54	16,339,362.92	0.00	0.00	46,065,266.46	11,472,056.77	22,938,235.43	0.00	0.00	34,410,292.20	0.00	30,800,206.73	343,772.22	11,310,000.00
PS		31,771,000.00	1,562,213.15	33,333,213.15	31,771,000.00	0.00	0.00	1,562,213.15	33,333,213.15	7,533,932.54	11,231,311.31	0.00	0.00	18,765,243.85	7,317,454.15	11,383,730.05	0.00	0.00	19,581,184.20	0.00	14,567,969.20	58,088.06	0.00
MOOE		24,882,000.00	0.00	24,882,000.00	24,882,000.00	0.00	0.00	0.00	24,882,000.00	4,191,670.96	5,108,051.61	0.00	0.00	9,300,722.57	4,155,604.82	4,884,536.73	0.00	0.00	9,340,000.00	0.00	15,582,777.43	259,989.17	0.00
FinEx (if Applicable)		0.00	0.00	0.00	0.00	0.00	0.00	0.00	0.00	0.00	0.00	0.00	0.00	0.00	0.00	0.00	0.00	0.00	0.00	0.00	0.00	0.00	0.00
OO		18,000,000.00	510,000.00	18,510,000.00	18,000,000.00	0.00	0.00	510,000.00	18,510,000.00	18,000,000.00	0.00	0.00	0.00	18,000,000.00	0.00	5,980,000.00	0.00	0.00	5,980,000.00	0.00	510,000.00	0.00	11,310,000.00
II. Automatic Appropriations		2,978,000.00	0.00	2,978,000.00	2,978,000.00	0.00	0.00	0.00	2,978,000.00	798,583.06	803,074.40	0.00	0.00	1,601,657.46	798,583.06	799,829.95	0.00	0.00	1,598,413.01	0.00	1,375,842.64	1,944.45	0.00
Specific Budgets of National Government Agencies		2,978,000.00	0.00	2,978,000.00	2,978,000.00	0.00	0.00	0.00	2,978,000.00	798,583.06	803,074.40	0.00	0.00	1,601,657.46	798,583.06	799,829.95	0.00	0.00	1,598,413.01	0.00	1,375,842.64	1,944.45	0.00
Retirement and Life Insurance Premiums		2,978,000.00	0.00	2,978,000.00	2,978,000.00	0.00	0.00	0.00	2,978,000.00	798,583.06	803,074.40	0.00	0.00	1,601,657.46	798,583.06	799,829.95	0.00	0.00	1,598,413.01	0.00	1,375,842.64	1,944.45	0.00
PS		2,978,000.00	0.00	2,978,000.00	2,978,000.00	0.00	0.00	0.00	2,978,000.00	798,583.06	803,074.40	0.00	0.00	1,601,657.46	798,583.06	799,829.95	0.00	0.00	1,598,413.01	0.00	1,375,842.64	1,944.45	0.00
Sub-Total II. Automatic Appropriations		2,978,000.00	0.00	2,978,000.00	2,978,000.00	0.00	0.00	0.00	2,978,000.00	798,583.06	803,074.40	0.00	0.00	1,601,657.46	798,583.06	799,829.95	0.00	0.00	1,598,413.01	0.00	1,375,842.64	1,944.45	0.00
PS		2,978,000.00	0.00	2,978,000.00	2,978,000.00	0.00	0.00	0.00	2,978,000.00	798,583.06	803,074.40	0.00	0.00	1,601,657.46	798,583.06	799,829.95	0.00	0.00	1,598,413.01	0.00	1,375,842.64	1,944.45	0.00
FinEx		0.00	0.00	0.00	0.00	0.00	0.00	0.00	0.00	0.00	0.00	0.00	0.00	0.00	0.00	0.00	0.00	0.00	0.00	0.00	0.00	0.00	0.00
OO		0.00	0.00	0.00	0.00	0.00	0.00	0.00	0.00	0.00	0.00	0.00	0.00	0.00	0.00	0.00	0.00	0.00	0.00	0.00	0.00	0.00	0.00
IV. Reversion of the Unobligated Allotments charged against R.A. Nos. 11465 and 11464		0.00	0.00	0.00	0.00	0.00	0.00	0.00	0.00	0.00	0.00	0.00	0.00	0.00	0.00	0.00	0.00	0.00	0.00	0.00	0.00	0.00	0.00
GRAND TOTAL		77,631,000.00	2,072,213.15	79,703,213.15	77,631,000.00	0.00	0.00	2,072,213.15	79,703,213.15	30,524,186.54	17,142,037.32	0.00	0.00	47,666,223.86	12,271,641.83	23,737,865.38	0.00	0.00	36,009,407.21	0.00	32,036,089.27	347,716.67	11,310,000.00
PS		34,749,000.00	1,562,213.15	36,311,213.15	34,749,000.00	0.00	0.00	1,562,213.15	36,311,213.15	8,332,515.80	12,034,865.71	0.00	0.00	20,367,381.51	8,116,307.21	12,163,395.80	0.00	0.00	20,279,373.81	0.00	16,943,811.04	80,027.50	0.00
MOOE		24,882,000.00	0.00	24,882,000.00	24,882,000.00	0.00	0.00	0.00	24,882,000.00	4,191,670.96	5,108,051.61	0.00	0.00	9,300,722.57	4,155,604.82	4,884,536.73	0.00	0.00	9,340,000.00	0.00	15,582,777.43	259,989.17	0.00
OO		18,000,000.00	510,000.00	18,510,000.00	18,000,000.00	0.00	0.00	510,000.00	18,510,000.00	18,000,000.00	0.00	0.00	0.00	18,000,000.00	0.00	5,980,000.00	0.00	0.00	5,980,000.00	0.00	510,000.00	0.00	11,310,000.00
Recapitulation by OO:																							
I. Agency Specific Budget		42,389,000.00	0.00	42,389,000.00	42,389,000.00	0.00	0.00	0.00	42,389,000.00	8,529,030.07	11,338,063.60	0.00	0.00	19,867,093.67	8,306,097.46	11,257,435.15	0.00	0.00	19,563,532.61	0.00	22,500,413.30	245,103.89	0.00
MINERAL RESOURCES ENFORCEMENT AND REGULATORY PROGRAM		18,493,000.00	0.00	18,493,000.00	18,493,000.00	0.00	0.00	0.00	18,493,000.00	4,142,995.75	5,392,725.57	0.00	0.00	9,535,721.32	4,307,594.14	5,094,463.47	0.00	0.00	9,432,058.61	0.00	8,947,578.88	103,381.71	0.00

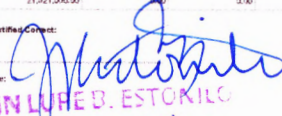
This report was generated using the Unified Reporting System on July 5, 2024 6:38 PM. Status: APPROVED

Department : Department of Environment and Natural Resources (DENR)
 Agency/Entity : Mines and Geosciences Bureau
 Operating Unit : Regional Office - VII
 Organization Code (UACS) : 10 003 030007
 Fund Cluster : 01 - Regular Agency Fund
 (e.g. UACS Fund Cluster: 01-Regular Agency Fund, 02-Foreign Assisted Projects Fund, 03-Special Account-Locally Funded/Domestic Grants Fund, and 04-Special Account-Foreign Assisted/Foreign Grants Fund)

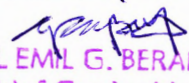
Current Year Appropriations
 Supplemental Appropriations
 Continuing Appropriations

Particulars	UACS CODE	Appropriations			Allotments					Current Year Obligations				Current Year Disbursements				Balances					
		Authorized Appropriations	Adjustments (Transfer To/From, Modifications, Augmentations)	Adjusted Appropriations	Allotments Received	Adjustments (Reductions, Modifications, Augmentations)	Transfer To	Transfer From	Adjusted Allotments	1st Quarter Ending March 31	2nd Quarter Ending June 30	3rd Quarter Ending September 30	4th Quarter Ending December 31	Total	1st Quarter Ending March 31	2nd Quarter Ending June 30	3rd Quarter Ending September 30	4th Quarter Ending December 31	Total	Unreleased Appropriations	Unobligated Allotments	Unpaid Obligations (15-20)=(23+24)	
1	2	3	4	5=(3+4)	6	7	8	9	10=(8+ 7 -4+9)	11	12	13	14	15=(11+12+13+14)	16	17	18	19	20=(16+17+18+19)	21	22	23	24
MINERAL RESOURCES AND GEOSCIENCES DEVELOPMENT PROGRAM		2,885,000.00	0.00	2,885,000.00	2,885,000.00	0.00	0.00	0.00	2,885,000.00	356,874.44	498,169.41	0.00	0.00	354,847.85	356,874.44	454,743.70	0.00	0.00	811,423.14	0.00	2,073,152.15	43,424.71	0.00
GEOLOGICAL RISK REDUCTION AND RESILIENCY PROGRAM		21,021,000.00	0.00	21,021,000.00	21,021,000.00	0.00	0.00	0.00	21,021,000.00	4,000,257.95	5,448,059.85	0.00	0.00	9,478,317.53	1,971,711.73	5,408,225.26	0.00	0.00	9,379,940.05	0.00	11,543,462.47	66,377.47	0.00

Certified Correct:
 Date: 
JUNNA L. P. LUPO
 Administrative Officer IV

Certified Correct:
 Date: 
JOHN LUFÉ B. ESTOKILO
 Accountant III

Recommending Approval By:
 Date: 
AIRA L. TORRIGOSA
 Chief, Finance and Administrative Division

By Authority of the Regional Director
 Approved By:
 Date: 
AL EMIL G. BERADO
 Chief Geologist
 In-Charge, Office of the Regional Director