

SUMMARY OF APPROPRIATIONS, ALLOTMENTS, OBLIGATIONS
As at the Quarter


Department : Department of Environment and Natural Resources (DENR)
 Agency/Entity : Mines and Geosciences Bureau
 Operating Unit : Regional Office - VII
 Organization Code (UACS) : 10 003 0300007
 Fund Cluster : 03 - Special Account - Locally Funded/Domestic Grants Fund

(e.g. UACS Fund Cluster: 01-Regular Agency Fund, 02-Foreign Assisted Projects Fund, 03-Special Account-Locally Funded/Domestic Grants Fund, and 04-Special Account-For


Particulars	UACS CODE	Appropriations			Allotments					1st Quarter Ending March 31
		Authorized Appropriations	Adjustments (Transfer To/From, Modifications/Augmentations)	Adjusted Appropriations	Allotments Received	Adjustments (Reductions, Modifications/Augmentations)	Transfer To	Transfer From	Adjusted Allotments	
1	2	3	4	5=(3+4)	6	7	8	9	10=[(6+(-)7)-8+9]	11
SUMMARY		0.00	1,955,000.00	1,955,000.00	0.00	0.00	0.00	1,955,000.00	1,955,000.00	95,214.20
B. AUTOMATIC APPROPRIATIONS		0.00	1,955,000.00	1,955,000.00	0.00	0.00	0.00	1,955,000.00	1,955,000.00	95,214.20
Special Accounts in the General Fund		0.00	1,955,000.00	1,955,000.00	0.00	0.00	0.00	1,955,000.00	1,955,000.00	95,214.20
Mines and Geosciences Bureau		0.00	1,955,000.00	1,955,000.00	0.00	0.00	0.00	1,955,000.00	1,955,000.00	95,214.20
Traveling Expenses		0.00	579,000.00	579,000.00	0.00	0.00	0.00	579,000.00	579,000.00	6,820.00
Traveling Expenses - Local	5020101000	0.00	579,000.00	579,000.00	0.00	0.00	0.00	579,000.00	579,000.00	6,820.00
Training and Scholarship Expenses		0.00	96,460.00	96,460.00	0.00	(8,540.00)	0.00	105,000.00	96,460.00	0.00
Training Expenses	5020201002	0.00	96,460.00	96,460.00	0.00	(8,540.00)	0.00	105,000.00	96,460.00	0.00
Supplies and Materials Expenses		0.00	92,000.00	92,000.00	0.00	0.00	0.00	92,000.00	92,000.00	0.00
Office Supplies Expenses	5020301002	0.00	42,000.00	42,000.00	0.00	0.00	0.00	42,000.00	42,000.00	0.00
Fuel, Oil and Lubricants Expenses	5020309000	0.00	50,000.00	50,000.00	0.00	0.00	0.00	50,000.00	50,000.00	0.00
Professional Services		0.00	690,000.00	690,000.00	0.00	0.00	0.00	690,000.00	690,000.00	79,854.20
Other Professional Services	5021199000	0.00	690,000.00	690,000.00	0.00	0.00	0.00	690,000.00	690,000.00	79,854.20
Repairs and Maintenance		0.00	20,000.00	20,000.00	0.00	0.00	0.00	20,000.00	20,000.00	0.00
Repairs and Maintenance - Transportation		0.00	20,000.00	20,000.00	0.00	0.00	0.00	20,000.00	20,000.00	0.00
Motor Vehicles	5021306001	0.00	20,000.00	20,000.00	0.00	0.00	0.00	20,000.00	20,000.00	0.00
Taxes, Insurance Premiums and Other Fees		0.00	56,000.00	56,000.00	0.00	0.00	0.00	56,000.00	56,000.00	0.00
Insurance Expenses	5021503000	0.00	56,000.00	56,000.00	0.00	0.00	0.00	56,000.00	56,000.00	0.00
Labor and Wages		0.00	120,000.00	120,000.00	0.00	0.00	0.00	120,000.00	120,000.00	0.00
Labor and Wages	5021601000	0.00	120,000.00	120,000.00	0.00	0.00	0.00	120,000.00	120,000.00	0.00
Other Maintenance and Operating Expenses		0.00	301,540.00	301,540.00	0.00	8,540.00	0.00	293,000.00	301,540.00	8,540.00
Representation Expenses	5029903000	0.00	8,540.00	8,540.00	0.00	8,540.00	0.00	0.00	8,540.00	8,540.00
Transportation and Delivery Expenses	5029904000	0.00	30,000.00	30,000.00	0.00	0.00	0.00	30,000.00	30,000.00	0.00

Rent/Lease Expenses		0.00	255,000.00	255,000.00	0.00	0.00	0.00	255,000.00	255,000.00	0.00
Rents - Motor Vehicles	5029905003	0.00	255,000.00	255,000.00	0.00	0.00	0.00	255,000.00	255,000.00	0.00
Subscription Expenses		0.00	8,000.00	8,000.00	0.00	0.00	0.00	8,000.00	8,000.00	0.00
Other Subscription Expenses	5029907099	0.00	8,000.00	8,000.00	0.00	0.00	0.00	8,000.00	8,000.00	0.00
GRAND TOTAL		0.00	1,955,000.00	1,955,000.00	0.00	0.00	0.00	1,955,000.00	1,955,000.00	95,214.20

Certified Correct:


 JUNMALIE P. LUPO
 Admin. Officer IV

Certified Correct:


 JOHN LUPE B. ESTONILO
 Accountant III

This report was generated using the Unified Reporting System on April 23, 2024 2:35 PM; Status : SUBMITTED

), DISBURSEMENTS AND BALANCES BY OBJECT OF EXPENDITURES
Ending March 31, 2024


X	Current Year Appropriations
	Supplemental Appropriations
	Continuing Appropriations

Foreign Assisted/Foreign Grants Fund)

Obligations				Disbursements					Balances				
2nd Quarter Ending June 30	3rd Quarter Ending September 30	4th Quarter Ending December 31	Total	1st Quarter Ending March 31	2nd Quarter Ending June 30	3rd Quarter Ending September 30	4th Quarter Ending December 31	Total	Unreleased Appropriations	Unobligated Allotments	Unpaid Obligations (15-20)=(23+24)		
12	13	14	15=(11+12+13+14)	16	17	18	19	20=(16+17+18+19)	21=(5-10)	22=(10-15)	Due and Demandable	Not Yet Due and Demandable	
											23	24	
0.00	0.00	0.00	95,214.20	95,214.20	0.00	0.00	0.00	95,214.20	0.00	1,859,785.80	0.00	0.00	
0.00	0.00	0.00	95,214.20	95,214.20	0.00	0.00	0.00	95,214.20	0.00	1,859,785.80	0.00	0.00	
0.00	0.00	0.00	95,214.20	95,214.20	0.00	0.00	0.00	95,214.20	0.00	1,859,785.80	0.00	0.00	
0.00	0.00	0.00	95,214.20	95,214.20	0.00	0.00	0.00	95,214.20	0.00	1,859,785.80	0.00	0.00	
0.00	0.00	0.00	6,820.00	6,820.00	0.00	0.00	0.00	6,820.00	0.00	572,180.00	0.00	0.00	
0.00	0.00	0.00	6,820.00	6,820.00	0.00	0.00	0.00	6,820.00	0.00	572,180.00	0.00	0.00	
0.00	0.00	0.00	0.00	0.00	0.00	0.00	0.00	0.00	0.00	96,460.00	0.00	0.00	
0.00	0.00	0.00	0.00	0.00	0.00	0.00	0.00	0.00	0.00	96,460.00	0.00	0.00	
0.00	0.00	0.00	0.00	0.00	0.00	0.00	0.00	0.00	0.00	92,000.00	0.00	0.00	
0.00	0.00	0.00	0.00	0.00	0.00	0.00	0.00	0.00	0.00	42,000.00	0.00	0.00	
0.00	0.00	0.00	0.00	0.00	0.00	0.00	0.00	0.00	0.00	50,000.00	0.00	0.00	
0.00	0.00	0.00	79,854.20	79,854.20	0.00	0.00	0.00	79,854.20	0.00	610,145.80	0.00	0.00	
0.00	0.00	0.00	79,854.20	79,854.20	0.00	0.00	0.00	79,854.20	0.00	610,145.80	0.00	0.00	
0.00	0.00	0.00	0.00	0.00	0.00	0.00	0.00	0.00	0.00	20,000.00	0.00	0.00	
0.00	0.00	0.00	0.00	0.00	0.00	0.00	0.00	0.00	0.00	20,000.00	0.00	0.00	
0.00	0.00	0.00	0.00	0.00	0.00	0.00	0.00	0.00	0.00	56,000.00	0.00	0.00	
0.00	0.00	0.00	0.00	0.00	0.00	0.00	0.00	0.00	0.00	56,000.00	0.00	0.00	
0.00	0.00	0.00	0.00	0.00	0.00	0.00	0.00	0.00	0.00	120,000.00	0.00	0.00	
0.00	0.00	0.00	0.00	0.00	0.00	0.00	0.00	0.00	0.00	120,000.00	0.00	0.00	
0.00	0.00	0.00	8,540.00	8,540.00	0.00	0.00	0.00	8,540.00	0.00	293,000.00	0.00	0.00	
0.00	0.00	0.00	8,540.00	8,540.00	0.00	0.00	0.00	8,540.00	0.00	0.00	0.00	0.00	
0.00	0.00	0.00	0.00	0.00	0.00	0.00	0.00	0.00	0.00	30,000.00	0.00	0.00	

0.00	0.00	0.00	0.00	0.00	0.00	0.00	0.00	0.00	0.00	0.00	0.00	255,000.00	0.00	0.00
0.00	0.00	0.00	0.00	0.00	0.00	0.00	0.00	0.00	0.00	0.00	0.00	255,000.00	0.00	0.00
0.00	0.00	0.00	0.00	0.00	0.00	0.00	0.00	0.00	0.00	0.00	0.00	8,000.00	0.00	0.00
0.00	0.00	0.00	0.00	0.00	0.00	0.00	0.00	0.00	0.00	0.00	0.00	8,000.00	0.00	0.00
0.00	0.00	0.00	95,214.20	95,214.20	0.00	0.00	0.00	0.00	0.00	95,214.20	0.00	1,859,785.80	0.00	0.00

Recommending Approval By:


 AIRA L. TORREGOSA
 Chief, Finance and Admin. Division

Approved By:


 ARMANDO L. MALICSE
 Regional Director